



# MIPS Estimator 2017

Plan to succeed in the  
Merit-based Incentive  
Payment System

## 2018 Estimated MIPS Score

Report Date:  
**06/29/2018**

MIPS Estimator Report:  
**Comparison Report**

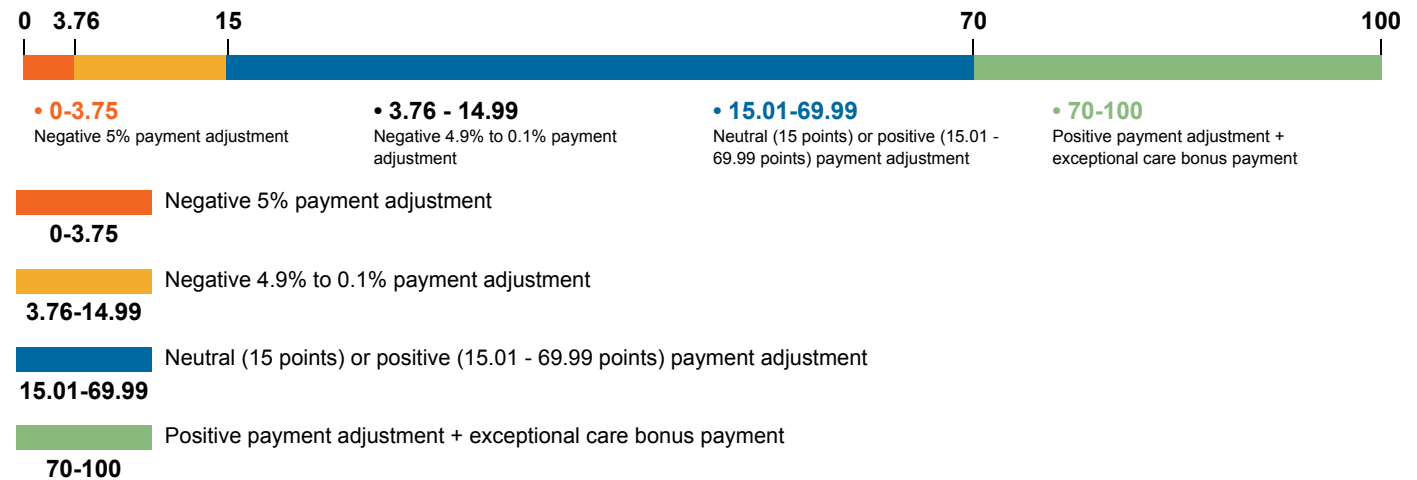
Clinical Setting:  
**Small Practice of 15 or fewer**

Practice  
**Stratis Health**

Provider Name(s)  
**Lisa Gall, Candy Hanson, Erik Zabel**

### TARGET SCORES:

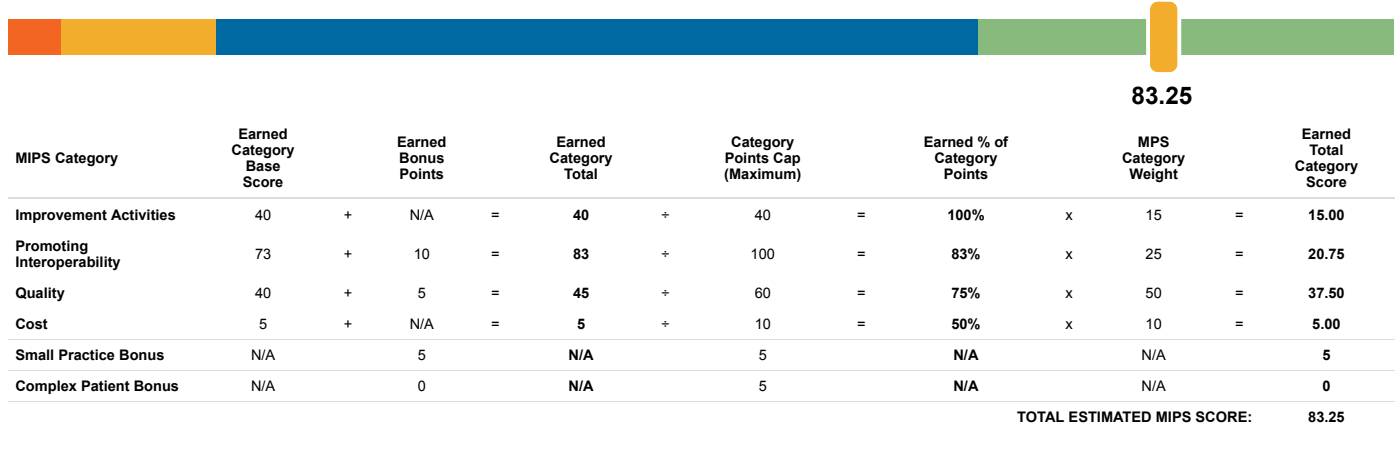
Avoid up to a -5% payment adjustment to Medicare Part B payments in 2020 by scoring 15 or more points in 2018



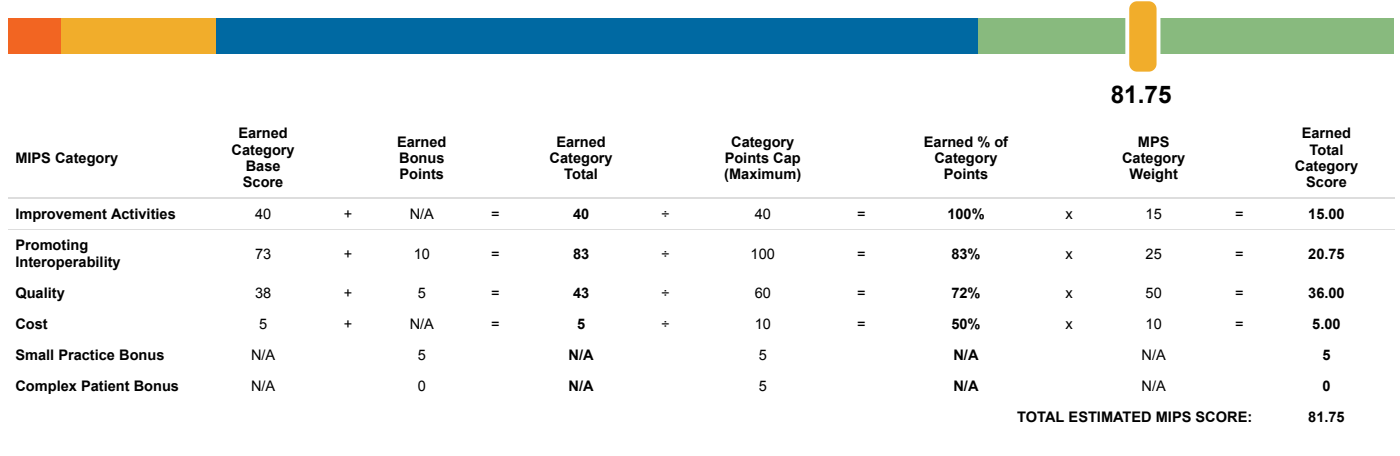
# Estimated Individual MIPS Score

PROVIDER 1  
**Lisa Gall**

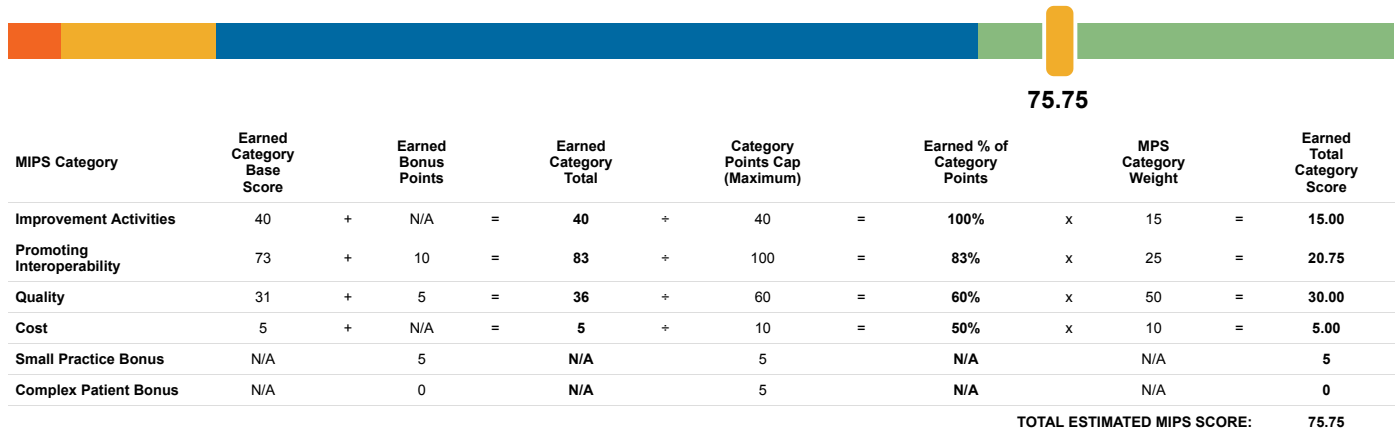
## Claims



## Registry Selected Reporting Method



## EHR



PROVIDER 2  
**Candy Hanson**

**Claims**



**73.75**

MIPS Category	Earned Category Base Score		Earned Bonus Points		Earned Category Total		Category Points Cap (Maximum)		Earned % of Category Points		MPS Category Weight		Earned Total Category Score
Improvement Activities	20	+	N/A	=	20	+	40	=	50%	x	15	=	7.50
Promoting Interoperability	63	+	10	=	73	+	100	=	73%	x	25	=	18.25
Quality	41	+	6	=	47	+	60	=	78%	x	50	=	39.00
Cost	3	+	N/A	=	3	+	10	=	30%	x	10	=	3.00
Small Practice Bonus	N/A		5		N/A		5		N/A		N/A		5
Complex Patient Bonus	N/A		1		N/A		5		N/A		N/A		1
<b>TOTAL ESTIMATED MIPS SCORE:</b>													<b>73.75</b>

**Registry** Selected Reporting Method



**81.25**

MIPS Category	Earned Category Base Score		Earned Bonus Points		Earned Category Total		Category Points Cap (Maximum)		Earned % of Category Points		MPS Category Weight		Earned Total Category Score
Improvement Activities	20	+	N/A	=	20	+	40	=	50%	x	15	=	7.50
Promoting Interoperability	63	+	10	=	73	+	100	=	73%	x	25	=	18.25
Quality	46	+	10	=	56	+	60	=	93%	x	50	=	46.50
Cost	3	+	N/A	=	3	+	10	=	30%	x	10	=	3.00
Small Practice Bonus	N/A		5		N/A		5		N/A		N/A		5
Complex Patient Bonus	N/A		1		N/A		5		N/A		N/A		1
<b>TOTAL ESTIMATED MIPS SCORE:</b>													<b>81.25</b>

**EHR**



**83.75**

MIPS Category	Earned Category Base Score		Earned Bonus Points		Earned Category Total		Category Points Cap (Maximum)		Earned % of Category Points		MPS Category Weight		Earned Total Category Score
Improvement Activities	20	+	N/A	=	20	+	40	=	50%	x	15	=	7.50
Promoting Interoperability	63	+	10	=	73	+	100	=	73%	x	25	=	18.25
Quality	49	+	10	=	59	+	60	=	98%	x	50	=	49.00
Cost	3	+	N/A	=	3	+	10	=	30%	x	10	=	3.00
Small Practice Bonus	N/A		5		N/A		5		N/A		N/A		5
Complex Patient Bonus	N/A		1		N/A		5		N/A		N/A		1
<b>TOTAL ESTIMATED MIPS SCORE:</b>													<b>83.75</b>

**Claims**



**57.75**

MIPS Category	Earned Category Base Score		Earned Bonus Points		Earned Category Total		Category Points Cap (Maximum)		Earned % of Category Points		MPS Category Weight		Earned Total Category Score
Improvement Activities	20	+	N/A	=	20	+	40	=	50%	x	15	=	7.50
Promoting Interoperability	67	+	0	=	67	+	100	=	67%	x	25	=	16.75
Quality	22	+	6	=	28	+	60	=	47%	x	50	=	23.50
Cost	3	+	N/A	=	3	+	10	=	30%	x	10	=	3.00
Small Practice Bonus	N/A		5		N/A		5		N/A		N/A		5
Complex Patient Bonus	N/A		2		N/A		5		N/A		N/A		2
<b>TOTAL ESTIMATED MIPS SCORE:</b>													<b>57.75</b>

**Registry** Selected Reporting Method



**64.25**

MIPS Category	Earned Category Base Score		Earned Bonus Points		Earned Category Total		Category Points Cap (Maximum)		Earned % of Category Points		MPS Category Weight		Earned Total Category Score
Improvement Activities	20	+	N/A	=	20	+	40	=	50%	x	15	=	7.50
Promoting Interoperability	67	+	0	=	67	+	100	=	67%	x	25	=	16.75
Quality	26	+	10	=	36	+	60	=	60%	x	50	=	30.00
Cost	3	+	N/A	=	3	+	10	=	30%	x	10	=	3.00
Small Practice Bonus	N/A		5		N/A		5		N/A		N/A		5
Complex Patient Bonus	N/A		2		N/A		5		N/A		N/A		2
<b>TOTAL ESTIMATED MIPS SCORE:</b>													<b>64.25</b>

**EHR**



**67.75**

MIPS Category	Earned Category Base Score		Earned Bonus Points		Earned Category Total		Category Points Cap (Maximum)		Earned % of Category Points		MPS Category Weight		Earned Total Category Score
Improvement Activities	20	+	N/A	=	20	+	40	=	50%	x	15	=	7.50
Promoting Interoperability	67	+	0	=	67	+	100	=	67%	x	25	=	16.75
Quality	30	+	10	=	40	+	60	=	67%	x	50	=	33.50
Cost	3	+	N/A	=	3	+	10	=	30%	x	10	=	3.00
Small Practice Bonus	N/A		5		N/A		5		N/A		N/A		5
Complex Patient Bonus	N/A		2		N/A		5		N/A		N/A		2
<b>TOTAL ESTIMATED MIPS SCORE:</b>													<b>67.75</b>

# Estimated Group MIPS Score

## Registry Selected Reporting Method



**87.30**

MIPS Category	Earned Category Base Score		Earned Bonus Points		Earned Category Total		Category Points Cap (Maximum)		Earned % of Category Points		MPS Category Weight		Earned Total Category Score
Improvement Activities	40	+	N/A	=	40	+	40	=	100%	x	15	=	15.00
Promoting Interoperability	74	+	10	=	84	+	100	=	84%	x	25	=	21.00
Quality	41	+	10	=	51	+	60	=	85%	x	50	=	42.50
Cost	2.80	+	N/A	=	2.80	+	10	=	28%	x	10	=	2.80
Small Practice Bonus	N/A		5		N/A		5		N/A		N/A		5
Complex Patient Bonus	N/A		1.00		N/A		5		N/A		N/A		1.00
<b>TOTAL ESTIMATED MIPS SCORE:</b>													<b>87.30</b>

## EHR



**85.80**

MIPS Category	Earned Category Base Score		Earned Bonus Points		Earned Category Total		Category Points Cap (Maximum)		Earned % of Category Points		MPS Category Weight		Earned Total Category Score
Improvement Activities	40	+	N/A	=	40	+	40	=	100%	x	15	=	15.00
Promoting Interoperability	74	+	10	=	84	+	100	=	84%	x	25	=	21.00
Quality	43	+	6	=	49	+	60	=	82%	x	50	=	41.00
Cost	2.80	+	N/A	=	2.80	+	10	=	28%	x	10	=	2.80
Small Practice Bonus	N/A		5		N/A		5		N/A		N/A		5
Complex Patient Bonus	N/A		1.00		N/A		5		N/A		N/A		1.00
<b>TOTAL ESTIMATED MIPS SCORE:</b>													<b>85.80</b>